



RWO

Sewage Treatment

MARINE WATER TECHNOLOGIES

Total Water Management On-board Ships and Offshore Platforms

Who We Are

For more than 45 years the RWO experts develop, design, manufacture and service high-quality technologies for water treatment onboard ships and offshore installations, both for new installations or retrofitting. The product portfolio includes the treatment of drinking and process water as well as pollution prevention equipment for oily waters, ballast and wastewater as well as a comprehensive range of after sales services. RWO is the worldwide market leader in the treatment of marine oily water. The main offices are located in Bremen, Germany.

Worldwide Sales & Service Network

RWO's international network of more than 40 qualified sales/service stations ensures short communication links between customer and manufacturer, making us the ideal partner for companies in the maritime sector. Contact us today to find out more about the way we work.



Key Competences

The RWO brand stands for decades of experience in the construction and service, in all field of maritime water treatment, inclusive of:

- > Oil Water Separation
- > Wastewater Treatment
- > Drinking Water Treatment
- > Process Water Treatment

Key Benefits

- > High quality in every aspect
- > Worldwide network and support
- > Comprehensive experience in water treatment engineering
- > Get your water management solution from the market leader in OWS

CleanSewage-BIO Biological Sewage Treatment

Sewage Treatment With Minimal Efforts

CleanSewage-BIO is a compact, type approved marine Sewage Treatment Plant (STP) for cargo vessels. With an incorporated Moving Bed Bio-reactor (MBBR), the CS-BIO requires minimal process volume, still meeting the IMO MEPC.227(64) discharge criteria.

CS-BIO is designed for easy maintenance and operation. With the intuitive status control, operators can check at a glance, whether the system is running smoothly or intervention is necessary. The hygienic no-touch-cleaning system for sludge discharge makes maintenance nearly effortless.

The accessibility from one side allows ship designers to plan space in the engine room on a whole new level.

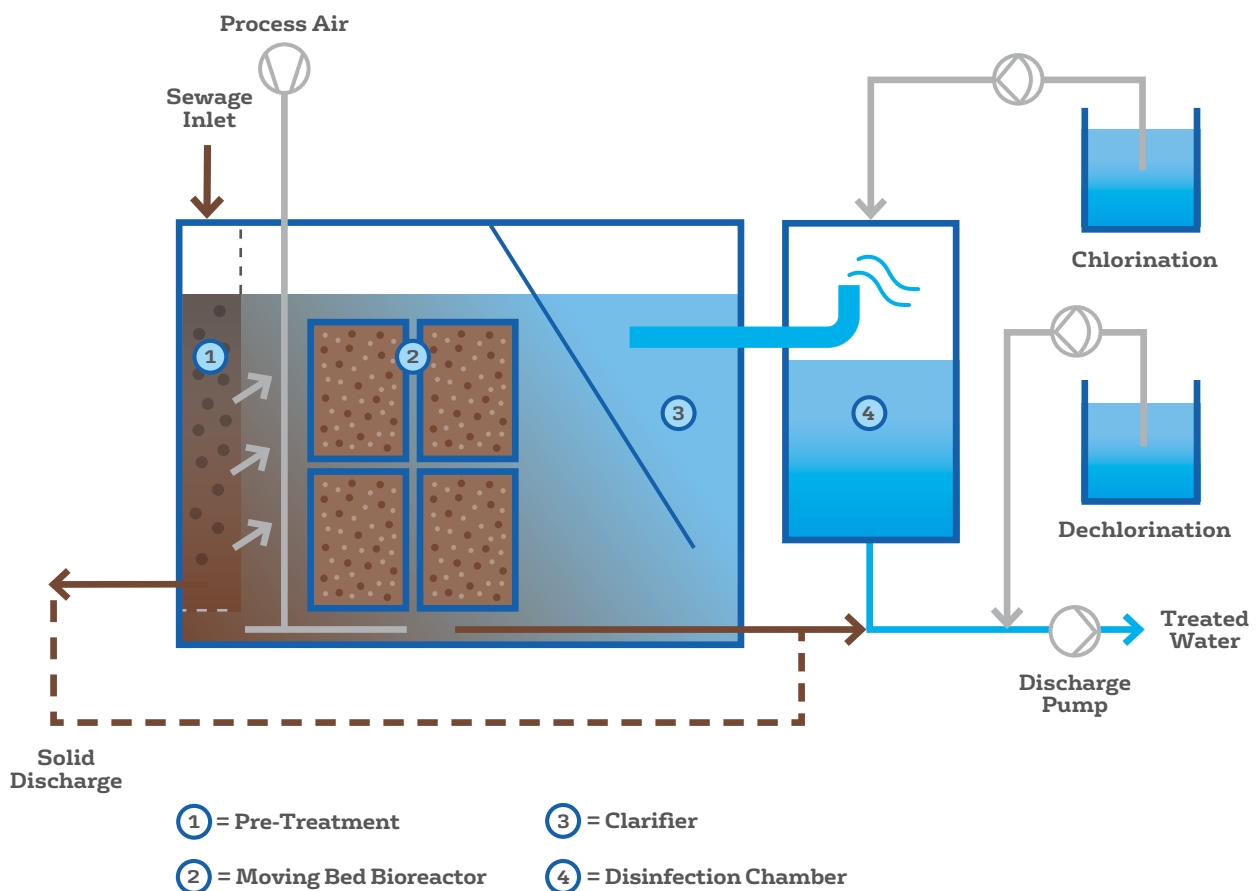


CS-BIO compact biological sewage treatment

How it Works

CleanSewage-BIO combines mechanical pre-treatment (screening), biological treatment by activated sludge (AS) with moving bed biofilm technology (MBBR) and solid separation via clarifier in the same tank. Compared to an activated sludge system, CS-BIO is a high efficiency solution for the removal of organic matter with very low sludge production due to the biofilm technology.

1. As a first step the sewage is separated from heavier solids and particles by a screen, thus preventing clogging or damages in further process steps.
2. In the biological stage, bacteria degrade organic matter into carbon dioxide and water. These bacteria grow as a biofilm on the carriers in the so-called moving bed. Aeration is applied both for the suspension of the biofilm carriers and the oxygen supply of the bacteria. As a natural process, bacteria accumulate in the system and form sludge flocs (also called excess sludge) which can be collected and disposed according to national and international laws.
3. In the clarifier residual solids and suspended activated sludge are separated by sedimentation and turned back into the biological chamber. The clean sewage flows into the disinfection chamber.
4. In the disinfection chamber a chlorine-based chemical is added to reduce bacteria to a minimum level. The clean water is then pumped overboard. To meet the limit values set for the chlorine content, a neutralising agent is dosed prior to the discharge pump.



Key Features & Benefits

Safe

- > Integrated mechanical pre-treatment
- > No harmful or flammable chemicals
- > Certificate of Type Approval for Sewage Treatment Plants according IMO MEPC.227(64) issued under the authority of the Federal Republic of Germany by BG Verkehr

Small

- > No holding tank necessary
- > Up to 25% less space demand through unique one-side access

Easy to operate

- > No-touch-system for hygienic sludge discharge
- > 100 % control through individual switches for every component
- > Fast restart after maintenance due to biomass carrier in cages
- > Suitable for black & grey water
- > Compatible with all vacuum systems

CS-BIO	Organic Load	Hydraulic Load	Dimensions L x W x H	Weight	
Size	kg/d BOD ₅	m ³ /d	mm	Net kg	Wet kg
02	1.38	2.16	2095 x 1250 x 1480	859	2923
03	2.07	3.24	2608 x 1346 x 1612	1149	4134
04	2.76	4.32	2559 x 1646 x 1618	1335	5293
05	4.15	6.48	2781 x 1656 x 2058	1627	7407
06	5.53	8.64	3365 x 1656 x 2058	1885	9278
07	6.91	10.80	3365 x 1986 x 2058	2121	11719


Grease Interceptor for CleanSewage-BIO

State-of-the-Art Galley Water Pre-Treatment

Waters originating from ship galleys contain grease, fats, oils and food waste. The Grease Interceptor works using the principle of gravity; Substances heavier than water settle down while lighter substances, such as grease and oil, rise. Galley water pre-treated in the Grease Interceptor can then be fed to RWO's wastewater treatment systems for further treatment. The system is part of RWO's **Total Water Management** offer.

Design

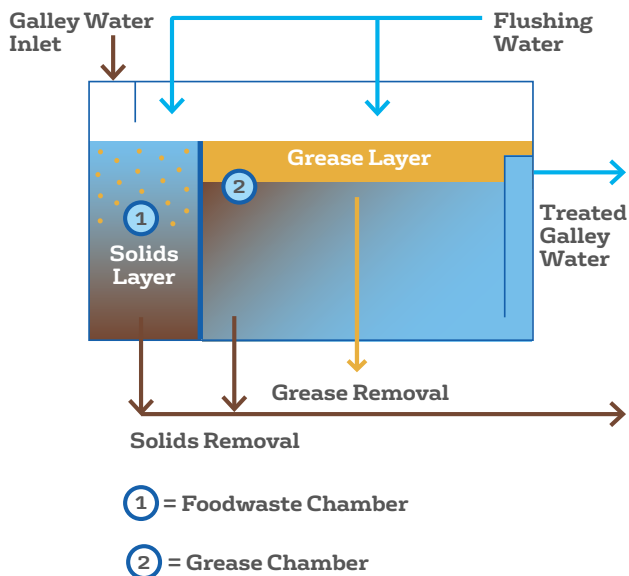
- > Compact and robust design in stainless steel 316Ti
- > Two-chamber process, designed in accordance with DIN EN 1825-1:2004
- > Cleaning-in-place (CIP) philosophy
- > Optional: An electrical heating system for grease removal and a 360° spraying system for flushing for minimal maintenance effort



Grease Interceptor for galley waste water pre-treatment

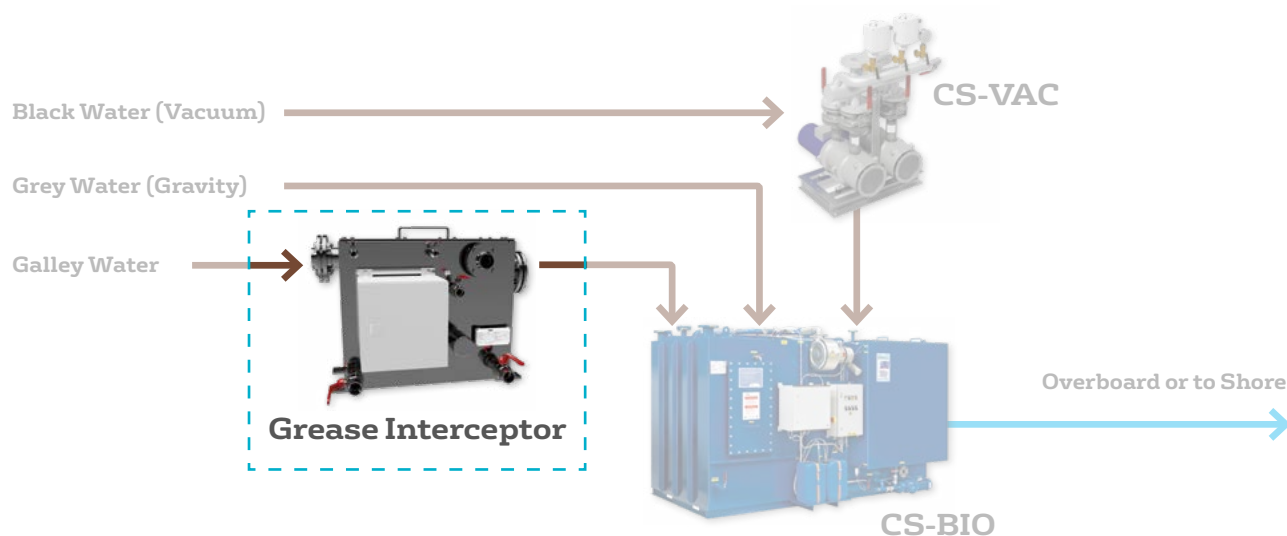
How it Works

The Grease Interceptor separates particles, fat, oil and grease (FOG) acc. to their density. It consists of a foodwaste and a grease retaining section. While heavier particles settle down and are collected in the lower section of the foodwaste chamber, grease and oils float on the upper part of the grease chamber.



Key Features & Benefits

- > Easy removal of solids and grease (dispose onboard or ashore)
- > Legal and safe operation while discharging
- > Expected lifetime exceeds industrial average even with difficult, acidic or super-alkaline waters
- > No consumables required for operation
- > No bad odour during normal maintenance
- > Accessibility from one side only



Type	# People	Collection Capacity		Dimensions L x W x H	Weight	
GI	On-board	Grease l	Sludge l	mm	Net kg	Wet kg
20	up to 20	6.2	15.5	832 x 360 x 661	55	142
50	up to 50	13.4	33.5	902 x 460 x 661	73	213
100	up to 100	20.8	52	1132 x 580 x 661	91	296


According to: MARPOL 73/78 Annex V

RWO

CS-VAC Vacuum Pump Station for CleanSewage-BIO

Efficient Solution for Sewage Pumping

The CleanSewage Vacuum Pump Station combines energy efficient vacuum creation, sewage maceration and pumping in one compact, skid-mounted device ready for installation on your vessel. The CS-VAC is the perfect match for RWO's CleanSewage treatment systems or any other STP, for new buildings as well as for retro-fittings. It has been developed for customers with a special demand on novel and sustainable sanitary systems.



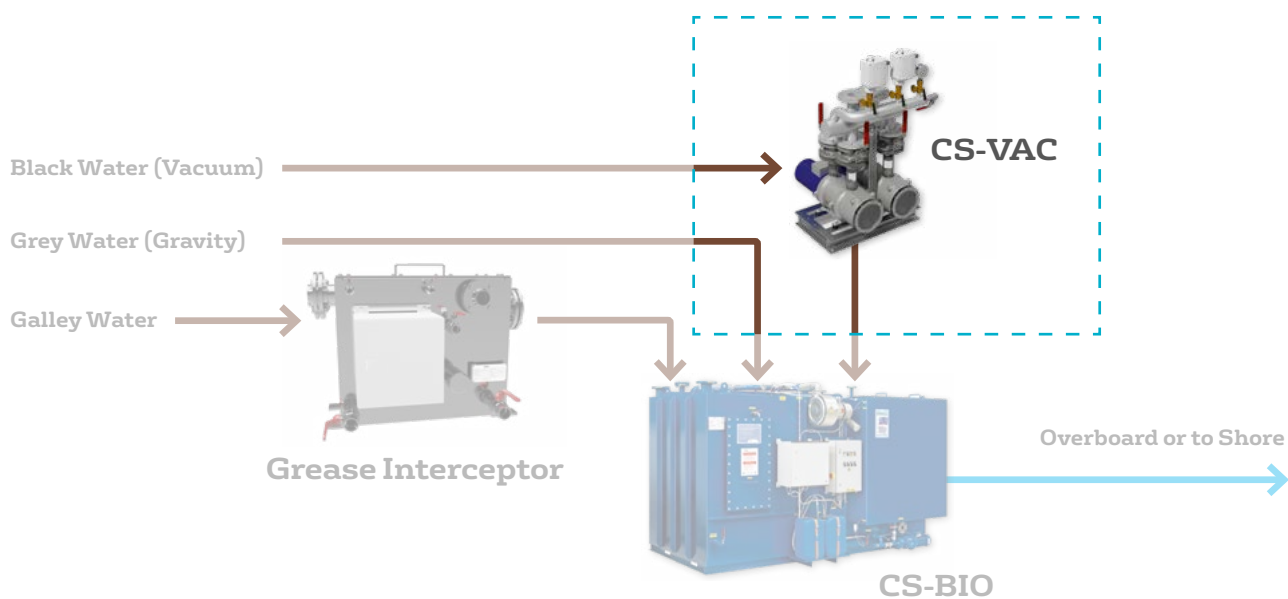
Vacuum maceration pump station for marine sewage treatment plants

How it Works

With its integrated and proven cutting technology CS-VAC is able to pump every combination of grey and black water. Insensitive to plait formation, the system only requires a minimum effort for operation and maintenance. Designed on the general principle of redundancy, the unit ensures a stable vacuum even if the installation on board is not directly close to the sewage treatment plant. An inspection glass at the pump's cutting system allows easy troubleshooting of the vacuum system. The pump station comes already mounted on a foundation with all internal piping, valves and wiring. Process control allows flexible adjustment of the system parameters based on the geometry of sewage collection piping system and user pattern.

Key Features & Benefits

- > Compact, efficient solution for sewage pumping
- > Proven cutting technology
- > Swirler prevents plait formation
- > Easy maintenance
- > Easy troubleshooting due to inspection glass
- > Easy replacement of wear parts
- > Premium energy efficiency IE3



Frequency Hz	Air flow rate m ³ /h @ 0.5 bar	Max. flow rate water m ³ /h @ 2 m	Flushing rate 1/h
50	6	5	120
60	7.1	6.5	150

RWO

CleanSewage-MBR Membrane Bioreactor

Advanced Wastewater Treatment for Passenger Ships

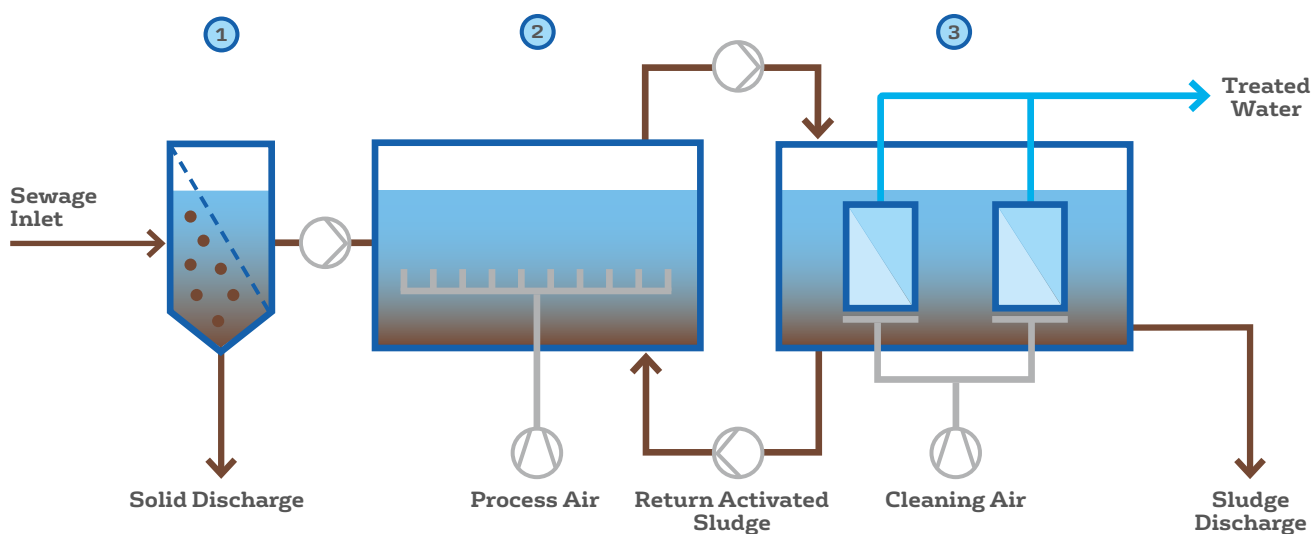
With the CleanSewage Membrane Bioreactor (CS-MBR) RWO has developed an advanced waste-water treatment (AWT) system fit for the requirements of sustainable passenger shipping as well as other high-standard applications. The CS-MBR is type approved according to the regulation IMO MEPC.227(64) including chapter 4.2 for nitrogen and phosphorus removal within special areas.



CleanSewage Membrane Bioreactor: Advanced Water Treatment from RWO

Sustainable Biological Treatment

CS-MBR is the successor of the MEMROD-Series, RWO's renown advanced water purification plant, with higher effluent quality and several operational advantages. The treatment process is divided into three steps: Solids are removed in the mechanical pre-treatment, pollutants are degraded in the biological stage and in a last step, a membrane barrier ensures absolutely reliable separation of solids, including microplastics. The submerged membrane system with extremely high mechanical strength and automated cleaning mechanism control make CS-MBR easy to operate and ensure long lifetime. The biological treatment process offers low OPEX due to low energy demand, low use of chemicals and thus a low production of solid byproducts/wastes.



① = Mechanical Pre-Treatment

② = Bioreactor

③ = Membrane Reactor

How it Works

The CS-MBR is based on a sustainable biological treatment technology that can be divided into three major process stages:

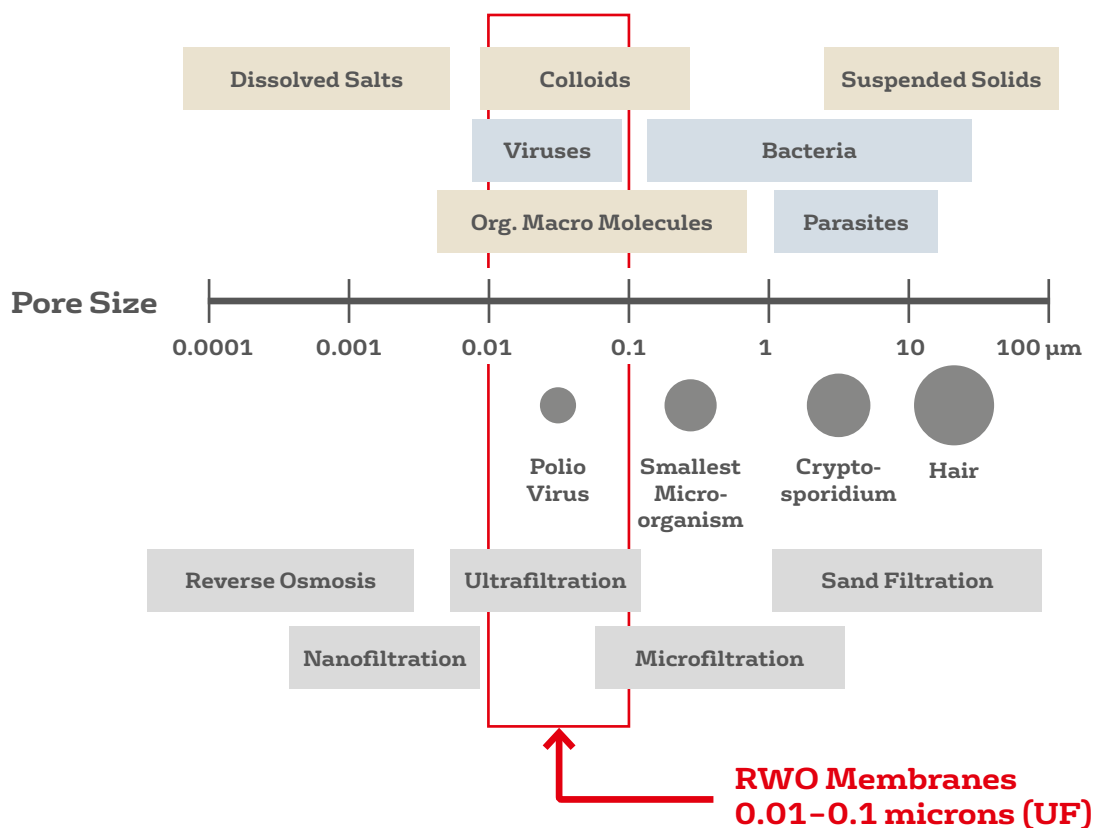
- > Mechanical pre-treatment
- > High Performance Activated Sludge Biological Treatment
- > Submersed Ultrafiltration (UF)

These modular technologies can be combined and scaled to meet individual customer requirements.

1. In the first stage, solids are removed from all incoming waste waters (blackwater, greywater from galley, accomodation, laundry, etc.). Grease separation for the galley water treatment can be added on demand.

2. The second stage consists of a high performance activated sludge process: Controlled by intelligent aeration design, bacteria remove organic pollutants, nitrogen and phosphorus from the wastewater. To achieve minimum phosphorus concentrations in the effluent, excess phosphorus is precipitated by adding coagulant.

3. In the third stage of the process, the clean water is separated from the activated sludge via a submerged membrane. While the water can pass through the membrane, sludge, bacteria, viruses and microplastics are held back as shown below. The result in downstream water is clear, free of solids and already disinfected.



Key Features & Benefits

MEPC 227 (64) compliant including special areas

- > Certificate of Type Approval for Sewage Treatment Plants according IMO MEPC.227(64) issued under the authority of the Federal Republic of Germany by BG Verkehr

Low Footprint

- > Due to high performance activated sludge process and integrated solid separation

Minimum Maintenance Work

- > Automated membrane cleaning
- > extremely high mechanical strength of the membranes
- > Safe process design
- > User-friendly and intuitive operation

Sustainability and low OPEX

- > Membrane barrier removes more than 99 % of solids including microplastic
- > Removal of bacteria and viruses – no chlorination needed
- > No use of flocculants or chemicals for disinfection necessary
- > Low energy consumption and decreased use of chemicals
- > Low excess sludge production

CS-MBR is designed to minimize your vessel's impact on the marine environment. The advanced water treatment plant provides highest effluent qualities as described in table (see table) and thus exceeds the requirements of the International Marine Organization (IMO MEPC.227(64) incl. 4.2).

With our disinfection – add-on, even higher effluent standards as for example required for discharge in marine waters of the state ALASKA. Additional class notations like BV Clean, BV CleanSuper, DNV-GL CleanDesign and AWT-A/B can be issued on request.

Parameter	COD	BOD	TSS	TC	pH	TN	TP
Description	chemical oxygen demand	biological oxygen demand	total suspended solids	thermo-tolerant coliforms	-	total nitrogen	total phosphorous
Unit	mg/l	mg/l	mg/l	cfu/100ml	-	mg/l	mg/l
Value	50	≤ 5	≤ 5	100	6.5-8.5	≤ 20	≤ 1

CS-MBR effluent quality exceeding IMO MEPC 227(64) requirements for special areas.

Worldwide Sales & Service Network



Always Near – Always Available

RWO's network of more than 40 qualified sales and service center throughout the world ensure customer benefits due the short communication links to short response times. Thereby, our wide ranging expertise and our products, as well as services has made us a reliable partner in the maritime industry.

Spare Parts

RWO offers original spare parts for all types of water treatment applications. Please contact us for further information: spares@rwo-gmbh.com

Service

Depending on our customers' demands, we offer an individually designed range of services. With our large service network, and our competence in process engineering, we have optimized our service offer: service@rwo-gmbh.com

The Service Range Includes

- > Full service including preventive maintenance, repairs, supply of spare parts and consumables as well as troubleshooting
- > Optimization and updating of the control and measuring technology
- > Support helpline: standby with agreed response times
- > Training of the operating staff

Your Full Customer Care Experience

With the combination of RWO Spare Part Kit and RWO Service Inspection you will benefit from a full Customer Care Package all around the world.

A Spare Parts Kits

- > Emergency Kit
- > Regular Kit
- > Intermediate Kit
- > Docking Kit

B Service Inspection

- > Basic Inspection
- > Extended Inspection

C Customer Care Packages

- > Gold member
- > Silver member
- > Bronze member
- > Basic member

Keep the Heart of Your OWS Protected

It is crucial to have the right spare parts when you operate your oily water separator. Our spare part kits are available from an Emergency Kit upto a Docking Kit.

- > **Emergency Kit**
Reliable protection right from the start.
A reliable kit covering basic parts you need in case of 'emergency'.
- > **Regular Kit**
The best choice to keep your machinery running. This kit contains control cabinet, mechanical and consumables components.
- > **Intermediate Kit**
According to maintenance schedule this kit ensures operational reliability after 2,5 years operation. Recommended to this kit is the **OWS - Basic Service Inspection** to extend the guarantee.
- > **Docking Kit**
An all-round kit, containing additional extended components at recommended interval of 5 years of operation. Recommended to this kit is the **OWS - Extended Service Inspection** which facilitates the renewal of the IOPP-Certification incl. the OMD-Recalibration.

Key Features & Benefits

- > Minimized lifecycle costs
- > Improved OWS performance with OEM-parts
- > Minimized unexpected failures
- > Keeping downtime at a minimum
- > Ensuring operational efficiency
- > Correct and timely maintenance



RWO

RWO GmbH

Gerold-Janssen-Strasse 2 · 28359 Bremen

Tel: +49 421 53705-0

E-mail: info@rwo-gmbh.com

www.rwo.de

MARINE WATER TECHNOLOGIES